

CLASS I: GBLMX

MORNINGSTAR RATING™



GBLMX received an overall 4-star Morningstar Rating as of 03/31/19 among 276 funds in the MultiAlternative category based on risk adjusted performance for the 3-yr period ending 03/31/19.

Morningstar Star Rating

©2019 Morningstar. All Rights Reserved. The information contained herein: (1) is proprietary to Morningstar and/or its content providers; (2) may not be copied or distributed; and (3) is not warranted to be accurate, complete or timely. Neither Morningstar nor its content providers are responsible for any damages or losses arising from any use of this information. Past performance is no guarantee of future results.

The Morningstar Rating™ for funds, or “star rating”, is calculated for managed products (including mutual funds, variable annuity and variable life subaccounts, exchange-traded funds, closed-end funds, and separate accounts) with at least a three-year history. Exchange-traded funds and open-ended mutual funds are considered a single population for comparative purposes. It is calculated based on a Morningstar Risk-Adjusted Return measure that accounts for variation in a managed product’s monthly excess performance, placing more emphasis on downward variations and rewarding consistent performance. The Morningstar Rating does not include any adjustment for sales loads. The top 10% of products in each product category receive 5 stars, the next 22.5% receive 4 stars, the next 35% receive 3 stars, the next 22.5% receive 2 stars, and the bottom 10% receive 1 star. The Overall Morningstar Rating for a managed product is derived from a weighted average of the performance figures associated with its three-, five-, and 10-year (if applicable) Morningstar Rating metrics.

FUND DETAILS:

Share Class	Symbol	Maximum Load	Gross Expense
I	GBLMX	N/A	5.89%

Net Expense	Investment Minimum	Redemption Fees
1.97%	\$5,000	None

Source: Astor Fund Prospectus dated 11/28/18

PERFORMANCE AND RISK STATISTICS: (As of 03/31/19)

	Annualized Return Since Inception (6/22/15) ¹	QTD	YTD	1-YR	3-YR	Standard Deviation	Sortino Ratio	Max Drawdown	Up Capture Ratio	Down Capture Ratio
Astor Macro Alternative I	5.62	10.64	10.64	9.27	5.68	7.49	0.99	-8.75	112.74	6.42
HFRI Total Macro Index ¹	-0.36	2.90	2.90	0.27	0.12	4.09	-0.24	-6.81	100.00	100.00
US Multialternative	0.33	4.03	4.03	0.28	2.12	3.58	-0.15	-6.21	43.16	34.59

Source: Astor, Bloomberg, Morningstar

1: HFRI Total Macro Index is as of 03/31/19 due to monthly performance reporting. Up Capture Ratio and Down Capture Ratio are calculated versus the S&P 500 TR

The performance data quoted here represents past performance. Current performance may be lower or higher than the performance data quoted above. Investment return and principal value will fluctuate, so that shares, when redeemed, may be worth more or less than their original cost. Past performance is no guarantee of future results. The Fund’s investment adviser has contractually agreed to reduce its fees and/or absorb expenses of the Fund, at least until November 30, 2019. Total annual fund operating expenses after fee waiver are 1.97% for Class I shares. Without the waiver, total annual operating expenses would be 5.89%. For performance information current to the most recent month end, please call toll-free 877.738.0333 or visit astorimfunds.com.

OBJECTIVE:

Astor Macro Alternative Fund seeks to provide positive returns over a market cycle regardless of market conditions or general market direction. The Fund employs multiple strategies across diverse asset classes, including U.S. equity and fixed income, as well as global assets that are often beyond investors’ reach, such as global equities, international fixed income, currencies and commodities. The fund seeks to potentially provide a smoother return stream, with lower volatility, across market cycles, than could generally be achieved by holding stocks alone.

WHY INVEST IN THE FUND?

Liquid access: To non traditional investment with no performance fees. Other fees and expenses do apply to an investment in the Fund.

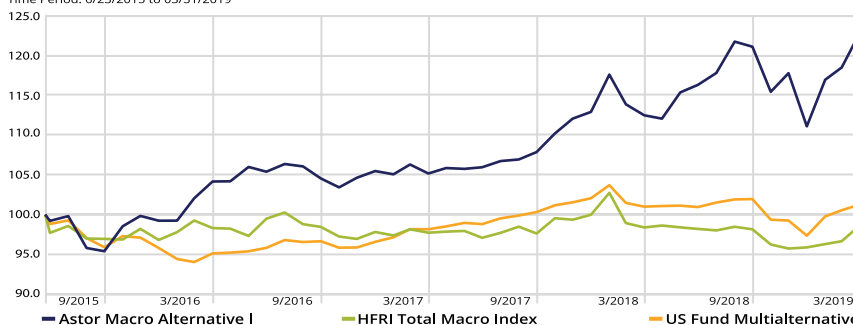
Portfolio Diversification: The strategy seeks low correlation to stocks and bonds, which gives it the ability to improve overall risk return profile of a portfolio.

Managing Portfolio Drawdowns: The strategy seeks to reduce potential drawdowns by employing strict risk controls and by investing in a diversified basket of global markets.

Experienced Leadership: Since the founding of the predecessor company in 1994, Astor has been managing clients’ assets through both positive and negative economic cycles.

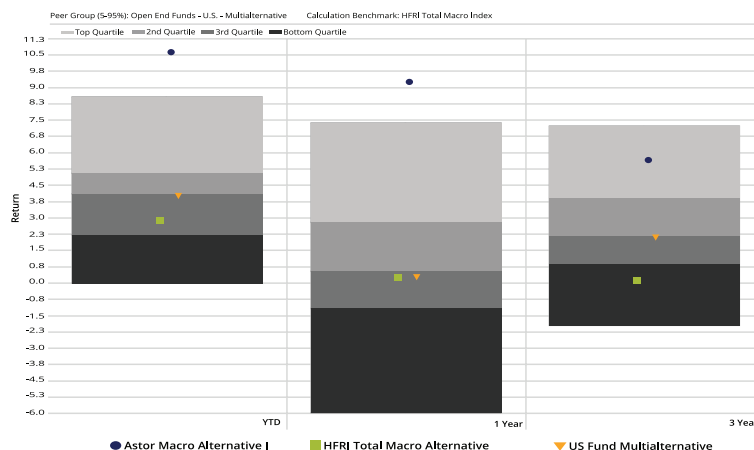
INVESTMENT GROWTH

Time Period: 6/23/2015 to 03/31/2019



Source: Morningstar 03/31/19. The indexes shown are for informational purposes only and are not reflective of any investment. It is not possible to invest in the index. The information should not be used as the sole determining factor for your investment decisions. There is no guarantee that any investment will achieve its objectives, generate positive returns, or avoid losses. Although performance fees are not assessed, other fees and expenses do apply to an investment in the Fund. Past performance is no guarantee of future performance.

PERFORMANCE RELATIVE TO PEER GROUP



The performance data quoted here represents past performance. Current performance may be lower or higher than the performance data quoted above. Investment return and principal value will fluctuate, so that shares, when redeemed, may be worth more or less than their original cost. Past performance is no guarantee of future results. The Fund’s investment adviser has contractually agreed to reduce its fees and/or absorb expenses of the Fund, at least until November 30, 2019. Total annual fund operating expenses after fee waiver are 1.97% for Class I shares. Without the waiver, total annual operating expenses would be 5.89%. For performance information current to the most recent month end, please call toll-free 877.738.0333 or visit astorimfunds.com.

ASTOR MACRO ALTERNATIVE FUND

MACRO ALTERNATIVE FUND EXPOSURES as of 03/31/19

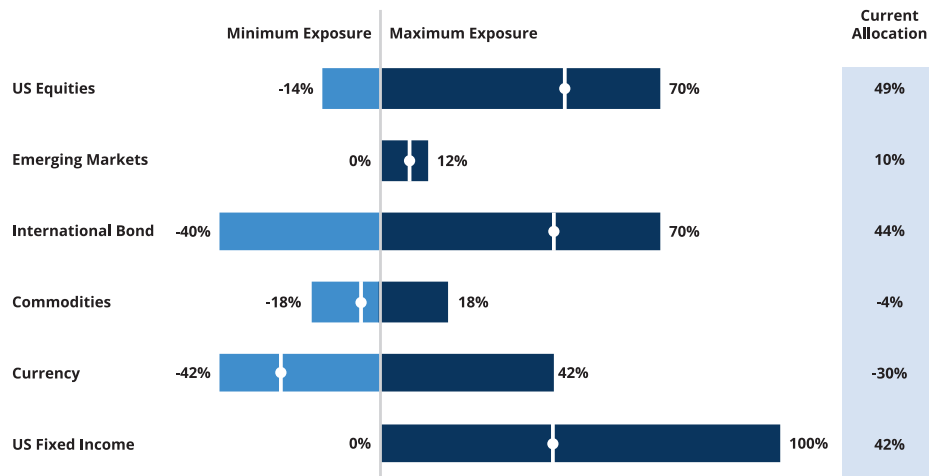
Long/Short Commodity: Establishes Long/Short positions in agriculture commodity markets using value, curve, momentum and fundamental economic indicators.

Dynamic Core: Invests in US Equity and bonds using a dynamic beta target determined by the proprietary Astor Economic Index®.

Volatility: Uses proprietary volatility forecasting indicators to take long/short/neutral positions in VIX futures.

Long/Short Global Fixed Income: Establishes long/short positions in 10-year developed markets' government bonds (U.S., U.K., Canada, Germany & Japan) using a fundamental model (yield, value, risk) combined with trend component.

Long/Short Currency, Energies and Metals: Establishes positions in high-yielding and undervalued currencies. The strategy invests in energies and metals using value, curve, momentum and fundamental economic indicators.



Past performance is no guarantee of future results.

Sortino Ratio measures the risk-adjusted return of an investment asset, portfolio, or strategy. **Drawdown** is the peak-to-trough decline during a specific recorded period of an investment, fund or commodity. **Up Capture Ratio** is the statistical measure of an investment manager's overall performance in up-markets. **Down Capture Ratio** is a statistical measure of an investment manager's overall performance in down-markets. **Standard Deviation** measures the degree of variation of monthly returns around the mean (average) return. The higher the volatility of the investment returns, the higher the standard deviation.

US Multialternative Index: Represented by the Morningstar US OE Multialternative Category Index, these funds offer investors exposure to several different alternative investment tactics. Funds in this category have a majority of their assets exposed to alternative strategies. An investor's exposure to different tactics may change slightly over time in response to market movements. Funds in this category include both funds with static allocations to alternative strategies and funds tactically allocating among alternative strategies and asset classes. The gross short exposure is greater than 20%. Investors cannot directly invest in an index and unmanaged index returns do not reflect any fees, expenses or sales charges.

Benchmark Information: The benchmark is the **HFRI Macro (Total) Index**. The index performance is rebalanced monthly and calculated net of all fees. The HFRI Macro (Total) Index is an unmanaged, equal-weighted composite of funds listed in the HFR Database having either \$50 million or greater in assets or a 12-month track record. HFRI is a registered trademark of Hedge Fund Research, Inc. An investment cannot be made directly into an index.

Important Risk Information

Mutual funds involve risk including the possible loss of principal. Past results are no guarantee of future results and no representation is made that a client will or is likely to achieve positive returns, avoid losses, or experience returns similar to those shown or experienced in the past. All information contained herein is for informational purposes only.

The Fund seeks to achieve its objectives by investing primarily in Exchange-Traded Funds ("ETFs"). An ETF is a type of Investment Company which attempts to achieve a return similar to a set benchmark or index. The value of an ETF is dependent on the value of the underlying assets held. ETFs are subject to investment advisory and other expenses which results in a layering of fees for clients. As a result, your cost of investing in the fund will be higher than the cost of investing directly in ETFs and may be higher than other mutual funds with similar investment objectives. ETFs may trade for less than their net asset value. Although ETFs are exchanged traded, a lack of demand can prevent daily pricing and liquidity from being available. The Fund can purchase ETFs with exposure to equities, fixed income, commodities, currencies, developed/emerging international markets, real estate, and specific sectors. The underlying investments of these ETFs will have different risks. Equity prices can fluctuate for a variety of reasons including market sentiment and economic conditions. The prices of small and mid-cap companies tend to be more volatile than those of larger, more established companies. It is important to note that bond prices move inversely with interest rates and fixed income ETFs can experience negative performance in a period of rising interest rates. High yield bonds are subject to higher risk of principal loss due to an increased chance of default. Commodity ETFs generally gain exposure through the use of futures which can have a substantial risk of loss due to leverage. Currencies can fluctuate with changing monetary policies, economic conditions, and other factors. International markets have risks due to currency valuations and political or economic events. Emerging markets typically have more risk than developed markets. Real estate investments can experience losses due to lower property prices, changes in interest rates, economic conditions, and other factors. Investments in specific sectors can experience greater levels of volatility than broad-based investments due to their more narrow focus. The Fund can also purchase unleveraged, inverse fixed income and equity ETFs.

The Fund may execute portions of its investment strategy (e.g. commodities exposure), by investing up to 25% of its total assets (measured at the time of purchase) in a wholly-owned and controlled Subsidiary. The Subsidiary will invest primarily in futures contracts for assets such as commodities, currencies and fixed income securities. However, the Fund may also make these investments outside of the Subsidiary. The Subsidiary is subject to the same investment restrictions as the Fund, when viewed on a consolidated basis. By investing in futures contracts indirectly through the Subsidiary, the Fund will obtain exposure to financial markets such as commodities within the federal tax requirements that apply to the Fund.

The Fund may directly or indirectly invest in derivatives (including stock index, fixed income, currency and commodity futures or swaps) to enhance returns or hedge against market declines. The Fund's use of derivative instruments involves risks different from, or possibly greater than, the risks associated with investing directly in securities and other traditional investments. These risks include (i) the risk that the issuer to a derivative transaction may not fulfill its contractual obligations; (ii) risk of mispricing or improper valuation; and (iii) the risk that changes in the value of the derivative may not correlate perfectly with the underlying asset, rate or index. Derivative prices are highly volatile and may fluctuate substantially during a short period of time. Such prices are influenced by numerous factors that affect the markets, including, but not limited to: changing supply and demand relationships; government programs and policies; national and international political and economic events, changes in interest rates, inflation and deflation and changes in supply and demand relationships. Trading derivative instruments involves risks different from, or possibly greater than, the risks associated with investing directly in securities. Derivative contracts ordinarily have leverage inherent in their terms. The low margin deposits normally required in trading derivatives, including futures contracts, permit a high degree of leverage. Accordingly, a relatively small price movement may result in an immediate and substantial loss to the Fund.

An investor should consider the Astor funds' investment objectives, risks, charges, and expenses carefully before investing. This and other information about the Astor funds are contained in the funds' prospectus, which can be obtained by calling (877) 738-0333. Please read the prospectus carefully before investing. The funds are distributed by Northern Lights Distributors, LLC a FINRA/SIPC member. Astor Investment Management is not affiliated with Northern Lights Distributors, LLC.

2019-108

3268-NLD-4/11/2019