

Astor Dynamic Allocation Fund -

Class A (ASTLX)

Annual Shareholder Report - July 31, 2024

Fund Overview

This annual shareholder report contains important information about Astor Dynamic Allocation Fund for the period of August 1, 2023 to July 31, 2024. You can find additional information about the Fund at <https://astorimfunds.com/dynamic-allocation-fund/>. You can also request this information by contacting us at (877) 738-0333.

What were the Fund's costs for the last year?

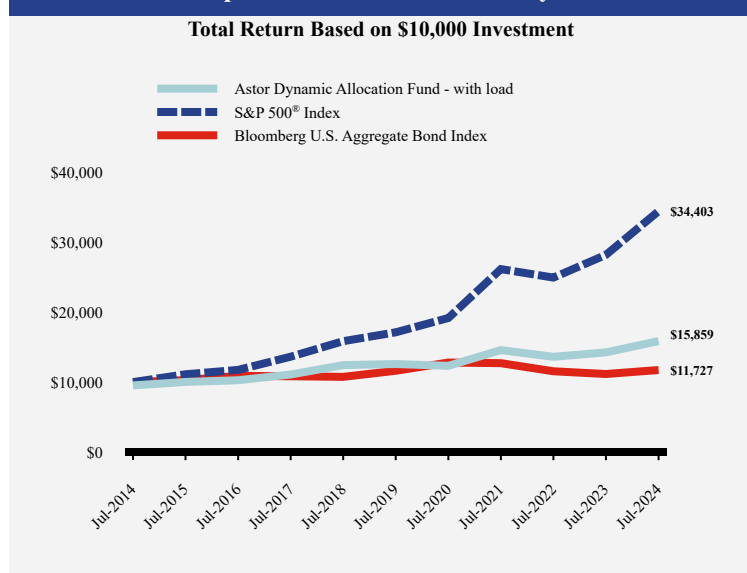
(based on a hypothetical \$10,000 investment)

Class Name	Costs of a \$10,000 investment	Costs paid as a percentage of a \$10,000 investment
Class A	\$149	1.41%

How did the Fund perform during the reporting period?

The Fund's performance over the past year was driven largely by large cap equity exposure and short duration fixed income positions. Diversification in other equity segments such as small cap stocks and emerging markets saw underperformance relative to large cap equities. Marginal improvement in the Astor Economic Index[®] resulted in a small increase to equity allocations throughout the year. We think the key risk is a potential slowdown in consumer spending, as seen in more cautious spending habits at major retailers and airlines and some retrenchment in the housing market. While we do not think these trends are a sign of an impending recession, a weak labor market could exacerbate consumer caution, leading to further economic retrenchment.

How has the Fund performed over the last ten years?



Average Annual Total Returns


	1 Year	5 Years	10 Years
Astor Dynamic Allocation Fund			
Without Load	11.35%	4.74%	5.23%
With Load	6.04%	3.73%	4.72%
S&P 500 Index	22.15%	15.00%	13.15%
Bloomberg U.S. Aggregate Bond Index	5.10%	0.19%	1.61%

The Fund's past performance is not a good predictor of how the Fund will perform in the future. The graph and table do not reflect the deduction of taxes that a shareholder would pay on fund distributions or redemption of fund shares.

Fund Statistics

Net Assets	\$73,520,546
Number of Portfolio Holdings	16
Advisory Fee (net of waivers)	\$593,672
Portfolio Turnover	151%

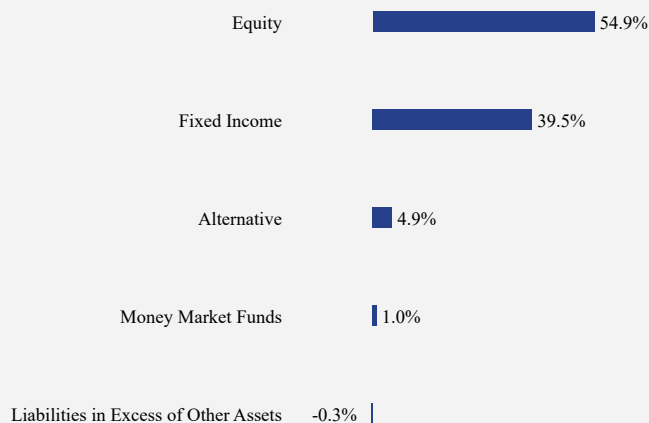
Asset Weighting (% of total investments)



Exchange-Traded Funds 99.0%
Money Market Funds 1.0%

What did the Fund invest in?

Sector Weighting (% of net assets)



Top 10 Holdings (% of net assets)

Holding Name	% of Net Assets
Janus Henderson AAA CLO ETF	12.2%
FT Vest U.S. Equity Buffer ETF - December	11.2%
SPDR Portfolio S&P 500 ETF	10.9%
SPDR Portfolio S&P 1500 Composite Stock Market ETF	10.0%
PIMCO Multi Sector Bond Active ETF	7.2%
SPDR Bloomberg Investment Grade Floating Rate ETF	6.0%
iShares MSCI Emerging Markets ex China ETF	5.2%
Astoria US Equal Weight Quality Kings ETF	5.2%
SPDR Blackstone Senior Loan ETF	5.0%
Simlifv Enhanced Income ETF	5.0%

Material Fund Changes

No material changes occurred during the year ended July 31, 2024.

Astor Dynamic Allocation Fund - Class A (ASTLX)

Annual Shareholder Report - July 31, 2024

Where can I find additional information about the Fund?

Additional information is available on the Fund's website (<https://astorimfunds.com/dynamic-allocation-fund/>), including its:

- Prospectus
- Financial information
- Holdings
- Proxy voting information