

Astor Sector Allocation Fund -

Class A (ASPGX)

Annual Shareholder Report - July 31, 2024

Fund Overview

This annual shareholder report contains important information about Astor Sector Allocation Fund for the period of August 1, 2023 to July 31, 2024. You can find additional information about the Fund at <https://astorimfunds.com/sector-allocation-fund/>. You can also request this information by contacting us at (877) 738-0333.

What were the Fund's costs for the last year?

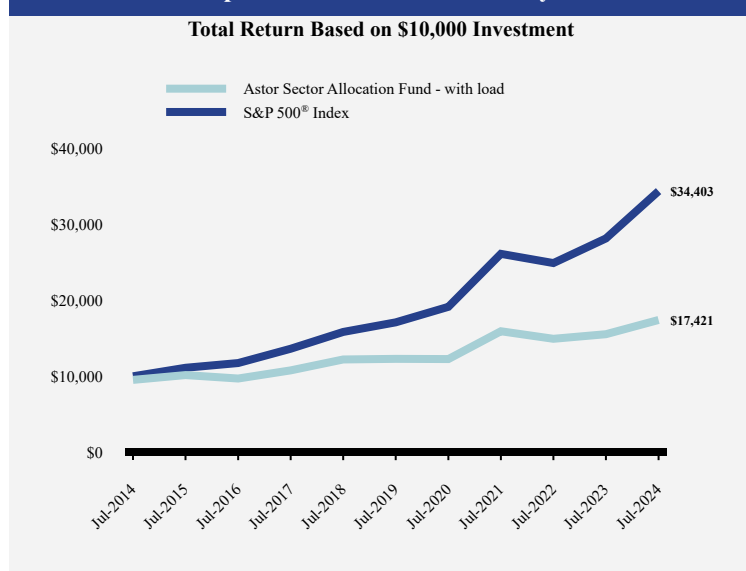
(based on a hypothetical \$10,000 investment)

Class Name	Costs of a \$10,000 investment	Costs paid as a percentage of a \$10,000 investment
Class A	\$148	1.40%

How did the fund perform last year?

The Fund's performance over the past year was a result of several factors. While lower overall equity exposure in the portfolio due to average economic growth signals caused underperformance relative to the S&P 500 Index, fixed income positions had positive contribution to performance. However, the sum of the equity and fixed income allocations could not match the performance of a 100% equity allocation. Dispersion in sector returns had a significant impact to performance as technology and communications were the strongest performing sectors throughout the year while consumer sectors, materials, and industrials were a detractor to performance in certain quarters. We think the key risk is a potential slowdown in consumer spending, as seen in more cautious spending habits at major retailers and airlines and some retrenchment in the housing market. While we do not think these trends are a sign of an impending recession, a weak labor market could exacerbate consumer caution, leading to further economic retrenchment.

How has the Fund performed over the last ten years?



Average Annual Total Returns

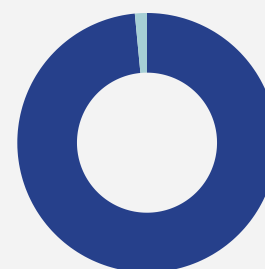
	1 Year	5 Years	10 Years
Astor Sector Allocation Fund			
Without Load	12.07%	7.22%	6.22%
With Load	6.74%	6.17%	5.71%
S&P 500® Index	22.15%	15.00%	13.15%

The Fund's past performance is not a good predictor of how the Fund will perform in the future. The graph and table do not reflect the deduction of taxes that a shareholder would pay on fund distributions or redemption of fund shares.

Fund Statistics

Net Assets	\$18,198,553
Number of Portfolio Holdings	11
Advisory Fee (net of waivers)	\$0
Portfolio Turnover	81%

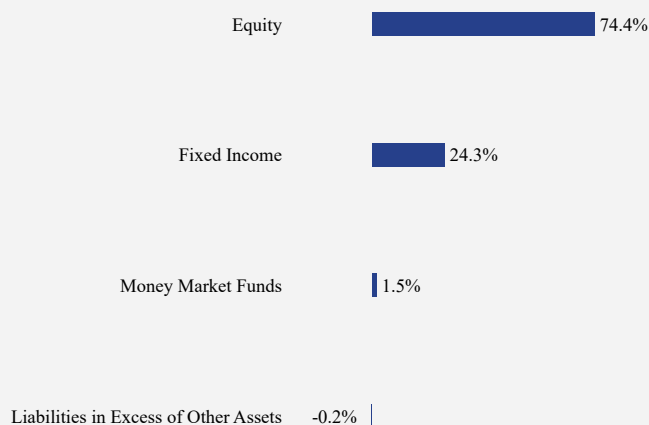
Asset Weighting (% of total investments)



Exchange-Traded Funds 98.5%
Money Market Funds 1.5%

What did the Fund invest in?

Sector Weighting (% of net assets)



Top 10 Holdings (% of net assets)

Holding Name	% of Net Assets
Consumer Discretionary Select Sector SPDR Fund	19.5%
Vanguard Communication Services ETF	16.4%
Industrial Select Sector SPDR Fund	15.9%
iShares Short Treasury Bond ETF	12.8%
Consumer Staples Select Sector SPDR Fund	11.8%
Energy Select Sector SPDR Fund	6.7%
Goldman Sachs Access Treasury 0-1 Year ETF	4.4%
Real Estate Select Sector SPDR Fund	4.1%
SPDR Bloomberg Investment Grade Floating Rate ETF	4.0%
BlackRock Short Duration Bond ETF	3.1%

Material Fund Changes

No material changes occurred during the year ended July 31, 2024.

Astor Sector Allocation Fund - Class A (ASPGX)

Annual Shareholder Report - July 31, 2024

Where can I find additional information about the Fund?

Additional information is available on the Fund's website (<https://astorimfunds.com/sector-allocation-fund/>), including its:

- Prospectus
- Financial information
- Holdings
- Proxy voting information